

17/10/77

ORDER
REF. No. RX.2714

CAR &
ENG. No. S R F.32530

CAR SPECIFICATION

CAR TYPE...ROLLS - ROYCE - SILVER SHADOW 11 - 4 DOOR SALOON

LOCK No. RRM/L 1738
UD.21910 Blue Spot

COMP. RATIO... 7.3:1

RADIO No. Frankfurt Stereo (US)

STEERING... Left Hand

BATTERY... charged

BODY No. ART. 988658

<u>PAINT COLOUR</u>	CARDINAL RED (FTA) ***	<u>HIDE</u>	Beige VM.3234
	Rinshed Mason		piped Red VM.3086
<u>FINE LINES</u>	L68-RV-006 over	<u>HEADLINING</u>	Julian Fawn
	ACRYLIC GARNET (FTA)		Cloth UW.2153
	Inmont		Cumberland Stone 44
	L67-RV-006.Std.Layout	<u>CARPET</u>	piped Red VM.3086
	Beige above & below		
	chrome moulding &		
	double Beige on discs.		

CUSTOMER...Rolls-Royce Motors Inc

Date Issued... 21.6.77.Str/V.S.

SPECIAL FEATURES

FOR USE IN U.S.A./
CALIFORNIA

To be built to Page 34. Issue 36 SVR.1088 of the Special Vehicle requirements Brochure.

*
Top Roll, Instrument Board Roll, Underdash Trim and Radio Surround to be covered in Red Hide VM.3086 - NOT BLACK AMBIA.

*** Wheel Discs to be painted Cardinal Red.


White sided Radial Ply.tyres. 4.1.1.1.1.1. Filled

Warranty Acknowledgment

to be returned to Rolls-Royce Motors Inc.

32530
28 1978

Model and body style Silver Shadow II Saloon Chassis No. SRF 32530
Supplier Peter Satori Co. Ltd. Current Mileage 133 MILES
Purchaser's Name T. H. HUGHES
Purchaser's Address 4068 PARK VISTA DRIVE
PASADENA, CALIF. 91107



TO ROLLS-ROYCE MOTORS INC. I confirm that I have read and hereby accept the provisions of the Company Warranty of my car (Chassis No. SRF 32530) to which this Acknowledgment was annexed and a copy of which is set forth in full on the reverse side hereof, and submit this Acknowledgment for registration of my Warranty. I also acknowledge receipt of the service coupon booklet and the owner's handbook.

Purchaser's Signature T. H. Hughes M.P. Date JANUARY 22, 1978

For Official Use only:-			
Colors <u>Cardinal Red over Garnet</u>	Body No.	Engine No. <u>32530</u>	
Upholstery <u>Beige</u>	Lock No. <u>RRM/L 1738</u>	Transmission No.	
Tires <u>MICHELIN Riped Red</u>	Radio No. <u>Frankfurt Stereo US</u>		
Tire No's R/F.....	L/F.....	R/R.....	L/R..... Spare.....

**Car Pass Out
Sales Department**

Date _____

Please pass out a rep of Export Services Ltd

Chassis No. SRF 32530

Signed Wen Rob [Signature] Sales Dept. _____

1421 Works today 21-11-77

Reg. No. 3909 m

Gateman [Signature]

PLEASE RETURN TO SALES DEPT. _____

Rolls-Royce Motors International SA
39 Boulevard de Grancy CH 1006
Lausanne Switzerland
Telephone Lausanne (21) 27 53 63/64/65
Telegrams Rollsint Lausanne
Telex CH 25001

**Delivery and
Advice note**



UFCU 2167220

SEAL 300139

To **ROLLS-ROYCE MOTORS INC.**

Date **23rd November 1977**

To the order of **Thos Meadows & Co Ltd**
Can No. 14974

~~Vehicle description~~

TO BE COLLECTED BY SEATRAN 40' CONTAINER AT XX 15.00 HRS ON WEDNESDAY
23RD NOVEMBER 1977 FOR SHIPMENT TO LOS ANGELES PER THE "EUROFREIGHTER"
SAILING 1ST DECEMBER 1977 E.T.A. 19TH DECEMBER 1977.

one ROLLS-ROYCE SILVER SHADOW 11 FOUR DOOR SALOON

Complete to specifications

Order number RX.2714
Chassis number SRF.32530
Engine number 32530
Registration number _____
Paint colour CARDINAL RED RINSHED MASON
L68 RVO06 OVER ACRYLIC GARNET
INMONT L67 RVO06 STD.LAYOUT
Upholstery BEIGE VM.3234 PIPED RED
VM.3086
Key number RRM/L 1738
Radio number BLUE SPOT FRANKFURT STEREO US

Items to follow

Despatch per

From

To

Carriage

Risk

LA. 2404198.3
16.12.77

Received in good condition

M. J. Cox

On behalf of Thos Meadows & Co Ltd

Rolls-Royce Motors Limited
Car Division
Crewe Cheshire CW1 3PL
Telephone 0270 55155
Telegrams Roycru Crewe
Telex 36121

Delivery and Advice note



To **Export Services Ltd**
Weston Road
Crewe

Date

We have delivered to

a representative of Export Services Ltd

one Silver Shadow II - 4 Door Saloon Complete to specifications

Order number RX 2714

Chassis number SRF 32530

Engine number 32530

Registration number _____

Paint colour _____

Upholstery _____

Key number _____

Radio number _____

Items to follow _____

Despatch per _____

From _____

To _____

Carriage _____

Risk _____

MP

NO

KEY

Received in good condition

On behalf of Export Services Ltd

NEW CAR ORDER

ROLLS-ROYCE MOTORS INTERNATIONAL
ORDER REFERENCE NO.

ROLLS-ROYCE MOTORS INC.

R. 2714

MP. REFERENCE NO.

CHASSIS NO.

977 4-DOOR-345

ALER CUSTOMER

CALIFORNIA

1. MODEL SILVER SHADOW SEDAN

PAINT (SINGLE COLOUR)

6. UPHOLSTERY

BEIGE VM-3234 WITH
RED VM-3086 PIPING

PAINT (TWO-TONE)

7. HEADLINING

CARDINAL RED/GARNET
9510192 9510394

J/FAWN

FINE LINES

8. CARPETS

DOUBLE BEIGE

CUMBERLAND STONE BOUND IN RED

LONG WHEELBASE ROOF

9. CONVERTIBLE TOP

OPTIONAL EXTRAS (SEE SALES INFORMATION)

TOP ROLL, INSTRUMENT BOARD TRIM AND RADIO SURROUND IN RED VM-3086

WHEEL DISCS IN CARDINAL RED

NOTE: CAL. TEST NEEDED

AUTHORIZED DEALER SIGNATURE

DATE

KL 1 VM 3086

PORT OF ENTRY

R.R.M. INC. DATE

LOS ANGELES, CALIFORNIA

MAY 3, 1977

FOR OFFICIAL USE ONLY

ACKNOWLEDGEMENT DATED

UNACCEPTABLE ITEMS (INDICATED
BY THEIR NUMBER(S) IN THE ABOVE
DESCRIPTIONS).

SHIPPING

Rolls Royce Motors Limited
 Car Division
 Crewe Cheshire CW1 3PL
 England
 Telephone 0270 55155
 Telegrams Roycru Crewe
 Telex 36121



Car Division

Rolls-Royce Motors Int
 W75 Century Road
 P O Box 189
 Paramus
 New Jersey
 U S A

Invoice Number

80316

Date 20 10 77 SA

V.A.T. Reg. No. 279 2307 39

Terms: Net Cash

Your order number

Dated

Our reference number RX 2714

Chassis number SRF 32530

Engine number 32530

Item Number	Qty	Price £.00	£	-00	£	-00
To:						
One Rolls-Royce Silver Shadow II 4 Door Saloon with left hand steering painted Cardinal Red/ Acrylic Garnet and upholstered in Beige leather, complete with all tools and accessories to specification			17,828	00		
Top roll and instrument board trimmed with hide			94	00	17,922	00
Preparing for shipment and handling charges			18	00		
Freight and charges shipping car Crewe to Los Angeles			809	00		
Marine and War Risk Insurance on £19,000.00 at £0.95%			180	50	1,007	50
					£18,929	50

Per

Despatch date

Forwarding

Shipping Specification

NEW CAR ORDER

ROLLS-ROYCE MOTORS INTERNATIONAL
ORDER REFERENCE NO.

ROLLS-ROYCE MOTORS INC.

Rx 2714
CHASSIS NO.

MP. REFERENCE NO.

977 4-DOOR-345

ALER

CUSTOMER

CALIFORNIA

1. MODEL SILVER SHADOW SEDAN

PAINT (SINGLE COLOUR)

6. UPHOLSTERY

BEIGE VM-3234 WITH
RED VM-3086 PIPING

PAINT (TWO-TONE)

7. HEADLINING

CARDINAL RED/GARNET
510192 9510394

J/FAWN

FINE LINES

8. CARPETS

DOUBLE BEIGE

CUMBERLAND STONE BOUND IN RED

LONG WHEELBASE ROOF

9. CONVERTIBLE TOP

OPTIONAL EXTRAS (SEE SALES INFORMATION)

TOP ROLL, INSTRUMENT BOARD TRIM AND RADIO SURROUND IN RED VM-3086

WHEEL DISCS IN CARDINAL RED

NOTE: CAL. TEST NEEDED

PLEASE NOTE THAT REFLECTION IN THE WINDSCREEN, OR GLARE,
CAUSING DISCOMFORT TO THE CAR OCCUPANTS MAY RESULT
FROM FITTING A TOP ROLL IN RED VM 3086

AUTHORIZED DEALER SIGNATURE

PORT OF ENTRY

LOS ANGELES, CALIFORNIA

R.R.M. INC. DATE

MAY 3, 1977

FOR OFFICIAL USE ONLY

ORDER ACCEPTED BY
ROLLS ROYCE MOTORS INTERNATIONAL SA
SUBJECT TO CURRENT CONDITIONS
OF SALE & WARRANTY

ACKNOWLEDGEMENT DATED

13 MAY 1977

UNACCEPTABLE ITEMS (INDICATED
THEIR NUMBER(S) IN THE ABOVE
OPTIONS).

12 MAY 1977

14 36 2-30

History Book List of Contents

Page No.	
1	List of Contents
3	Car Specification and Special Features
5-6	Special Vehicle Requirements
7-8	Safety Checks
9-10	White Line
11-12	Main Paintshop
13-14	Engine Assy and Test Beds.
15-16	Car Assembly-Premount
17-18	Car Assembly-Front Sub Frame
19-20	Car Assembly-Rear Sub Frame
21-22	Car Assembly-Mounting Section
23-24	Car Assembly-Electrical
25-26	Car Assembly-Aftermount
27-28	Car Assembly - Final Inspection and Annexe
29-30	Road Test-Summary and Routes, Schedules and Refrigeration
31-36	Road Test-Mechanical and Inspection
37-38	Road Test-Exhaust Emission
39-42	16 Shop Paint Inspection and Summary
43-44	Road Test-Electrical Check
45-46	Road Test-Final
47-48	Road Test-Radio Check and Body Final
49-50	Final Paint Inspection and Final Report

SLAVR

100L9
TQ1

160R9
FC

SRF.32530

ORDER
REF. No. RX.2714

CAR &
ENG. No. S R F.32530

CAR SPECIFICATION

CAR TYPE. ROLLS - ROYCE - SILVER SHADOW 11 - 4 DOOR SALOON

LOCK No. RRM/L
UD.21910 Blue Spot

COMP. RATIO. 7.3:1

RADIO No. Frankfurt Stereo (US)

STEERING Left Hand

BATTERY charged

BODY No. ART.

<u>PAIN</u>	CARDINAL RED (FTA) *** Rinshed Mason L68-RV-006 over	<u>HIDE</u>	Beige VM.3234 piped Red VM.3086
	ACRYLIC GARNET (FTA) Inmont L67-RV-006.Std.Layout	<u>HEADLINING</u>	Julian Fawn Cloth UW.2153
<u>FINE LINES</u>	Beige above & below chrome moulding & double Beige on discs.	<u>CARPET</u>	Cumberland Stone 44 piped Red VM.3086

CUSTOMER. Rolls-Royce Motors Inc

Date Issued. 21.6.77.Str/VS.

SPECIAL FEATURES

FOR USE IN U.S.A./ CALIFORNIA

To be built to Page 34. Issue 36 SVR.1088 of the Special Vehicle requirements Brochure.

Top Roll, Instrument Board Roll, Underdash Trim and Radio Surround to be covered in Red Hide VM.3086 - NOT BLACK AMBLA.

*** Wheel Discs to be painted Cardinal Red.

White sided Radial Ply.tyres.

Special Vehicle Requirements (cont.)

Territory: THE UNITED STATES OF AMERICA		Car No. <i>ARF 32530</i>		Page 34b	
SVR Issue No.	Description	Requirement	Legal	Effective Date to Sales	Signature
	Special Features (Cont)				
	Fuel Tank	Behind rear squab	L	1.9.76	<i>RRMC 1BD</i>
4	Fuel Filler (on LHS)	Restrictor and spring-loaded flap	L	1.9.76	<i>RRMC 1BD</i>
	Vapour Recovery Type				
	Fuel Filter	Repositioned		1.9.76	<i>RRMC 1BD</i>
	Brake pressure switches	Upated	L	1.9.75	<i>RRMC 1BD</i>
	Instruction plate	Fitted to reservoir	L	"	<i>RRMC 1BD</i>
	Petrol vapour pipes	Modified	L	"	<i>RRMC 1BD 1AB</i>
3	1.5:1 Air Injection Pump	All Californian cars	L	1.1.77	
	Fog Rearguard Lamps	Prohibited	L		<i>MB</i>
3	Anti-Siphon Valve	In fuel line			
2	Carburettor Controls	No Tamperproof caps			
3	Pierburg Fuel Pump	For recirculation of fuel		1.1.77	<i>RRMC 9AB</i>
2	Improved Bonnet Retention	To prevent W/S penetration	L	1.9.76	
3	Fuel cooler	Linked to frig.compressor			
2	Extra Luggage Compartment	In boot floor		1.9.76	<i>RRMC 1BD</i>
3	Gearbox modulator	3030536			
	Window Decal(rear LHS)	All Californian cars	L		<i>MB</i>
	Idle Inspection Test	All cars	L	1.1.77	<i>D.M. Curry</i>
	Quality Audit Emission Test	random selection following idle test	L	1.1.77	<i>D.M. Curry</i>
	Fuel Economy Label(rear LHS)	SF 22 - 49 States SF 24 - California	L		<i>MB</i>
	Unleaded Fuel Label	English only - on facia	L		<i>MB</i>
4	Tyres(except LWB Div.)	Whitewall Radial - Dunlop, Firestone og Michelin	L		<i>RRMC 1AB</i>
4	Tyres (LWB Div.)	Whitewall Radial - Dunlop or Firestone only	L		
SVR	1085	1) 1086	2) 1087	3) 1088	4) 1089
	25.9.75	6.2.76	13.5.76	11.11.76	24.6.77

Special Vehicle Requirements (cont.)

Territory: UNITED STATES OF AMERICA			Car No.		Page 34a
SVR Issue No.	Description	Requirement	Legal	Effective Date to Sales	Signature
	Special Features (Cont)				
	Front Door Reinforcement	Anti-intrusion beams	L		<i>[Signature]</i>
36	Mirror-Exterior Adjustable	Flat - on LH door UB 33281	L		<i>[Signature]</i>
	Tail/Flasher Lamps R/A	UD 17065	L		<i>[Signature]</i>
	NOTE: All Lamps to have	'SAE' Mark			7AO
	Headlamp Flash-	Not Required	L		<i>[Signature]</i>
	Electric Windowlift switch	No Emergency Position			<i>[Signature]</i>
		PL 12154 and wired through	L		<i>[Signature]</i>
		Ignition			<i>[Signature]</i>
	Buzzer-Ignition key warning	To Sound with Drivers door	L		<i>[Signature]</i>
	Rear Number Plate	Illuminated from sides ^{open}	L	1.1.73	<i>[Signature]</i>
	Windscreen Retention	Solbit Strip at Lower edge	L		<i>[Signature]</i>
	Drivers Seat 2" Rearward	Not Permitted	L		<i>[Signature]</i>
	Headrestraints- front	L.O.P. UB 19487	L		<i>[Signature]</i>
	Horn Button	Ambla covered	L		<i>[Signature]</i>
	Export Number Plate Mtgs.	S.P. LOP UB 14154			<i>[Signature]</i>
	Chassis Number	Visible from outside car LHS	L		<i>[Signature]</i>
	Exhaust pipe fire shields	To be fitted	L		<i>[Signature]</i>
33	Fuel evaporation Loss Control	LOP UR 19275	L	1.1.75	RRMC ID
29	Air injection + EGR & Cat'st	LOP UE 39304, UR 19094/19154	L	1.1.75	<i>[Signature]</i>
33	Labels - Emission Control	On heater box UB 34399 California UB 34401	L	1.1.77	<i>[Signature]</i>
	Labels-FSS Compliance with	On 'A' Post with dates to	L	1.12.71	<i>[Signature]</i>
28	Labels - Battery weight	UD 20688/9 sales	L	Now	<i>[Signature]</i>
	Label - Car & Tyre Loading	In Cubby Box UD 22185/22141	L		<i>[Signature]</i>
	Energy absorbing bumpers	PL 13115/6, PL 13172	L	15.8. 73	<i>[Signature]</i>
	Rear Body Stiffening Plates	PL 13213 etc.	L	15.8. 73	RRMC ID
	Increased Rear standing height	ARS 5225	L	15.8. 73	<i>[Signature]</i>
	Catalyst Label	UB 34527 - on sunvisor	L	1.1. 76	<i>[Signature]</i>
30	Seatbelt warning buzzer	UD 20991	L	25.2. 75	<i>[Signature]</i>
35	Ignition Timing	25° BTDC @ 1,300 r.p.m.			<i>[Signature]</i>
					Continued.....

Special Vehicle Requirements

Territory UNITED STATES OF AMERICA	Car No. <i>SRF 32530</i>	Page 34
------------------------------------	--------------------------	---------

SVR Issue No.	Description	Requirement	Legal	Effective Date to Sales	Signature
	Standard Features				
37	Mascot - Rolls Royce	Flexibly Mounted UB 34689			<i>HB</i>
	Mirror - Interior	Flat 10" UB 31418	L		<i>[Signature]</i>
	Special Features				
	Driving Position	L.H.D.			<i>RRMC</i>
36	Speedometer	M.P.H. UD 21232			<i>18D</i>
36	Headlamps - Inner	UD 21665	L		<i>[Signature]</i> 7AO
36	- Outer	UD 21666	L		7AO
36	Radio - Stereo	Bosch Frankfurt US UD 21910	L		<i>[Signature]</i> 7AO
	Glazing-Windscreen (+ Div.)	Sundym M 101			<i>[Signature]</i>
	-Side Windows	Sundym M 14 or M 22			<i>[Signature]</i>
	-Backlight	Sundym M 107 or M 25			7AO
29	Compression Ratio	7.3:1	L	1.1.75	
36	Side Marker Lamps	Amber - front, Red - rear	L		<i>CB</i>
37	Front Seat Belts	UB 33924/5, UB33926/7 Div. Kangol Inertia Reel +Warning	L	1.12.71	7AO
35	Rear Seat Belts	UB 33669, 34573 Kangol Reel (Centre-Static)	L	1.12.71	7AO
	Headlining	Cloth (Not Ambla)	L		7AO
	Mascot - Bentley	Motif UR 14424	L		

Continued.....

S.V.R.	26)1078	27)1079	28)1080	29)1081	30)1082	31)1083	32)1084	33)1085
Date	25.4.74	1.5.74	26.7.74	24.10.74	22.1.75	28.5.75	23.6.75	13.10.75
S.V.R.	34)1086	35)1087	36)1088	37)1089				
Date	6.2.76	13.5.76	11.11.76	24.6.77				

Safety Checks

Car No. SRF 32530

No.	Checks	Responsibility		Signed
		2-door Cars	4-door Cars	
1	Welding Check – Seat Mounts and Seat Belts	Inspection (HJM/PW) Willesden	Inspection (White Line) Crewe	DJ
2	Pressure Test Inspectors identity on hydraulic reservoir	Inspection (Body Line) Crewe	Inspection (Body Line) Crewe	RRMC 1BD
3	Tightness of fuel system connections.	Inspection (Body Line) Crewe	Inspection (Body Line) Crewe	RRMC 1BD
4	Demister Outlets clear.	Inspection (HJM/PW) Willesden	Inspection (Body Line) Crewe	
5	Tightness of clamping bolts – brake pedal & accelerator pedal	Inspection (Body Line) Crewe	Inspection (Body Line) Crewe	RRMC 1BD
6	Electrical connections to LH & RH toeboard plugs	Inspection (Body Line) Crewe	Inspection (Body Line) Crewe	RRMC 1BD
7	Steering Column attachment bolts tight and circlip correctly fitted	Body Line Crewe	Body Line Crewe	GP
8	Accumulator to Body flexible hoses do not foul	Hythe Road	Inspection (Body Line) Crewe	
9	Front brake hoses clear of suspension dampers	Body Line Crewe	Inspection (Body Line) Crewe	RRMC 1BD
10	Settings of gear selector switch contacts	Inspection (HJM/PW) Willesden	Body Line Crewe	Pg 24
11	Torque tightness of interior mirror stem screws	Inspection (HJM/PW) Willesden	Body Line Crewe	
12	Door striker plates correctly set and screws tight	Inspection (HJM/PW) Willesden	Body Line Crewe	
13	Correct door locking from inside and outside	Inspection (HJM/PW) Willesden	Inspection (Body Line) Crewe	RRMC 5AR
14	Security of seat rake locking mechanism	Inspection (HJM/PW) Willesden	Inspection (Body Line) Crewe	
15	Correct functioning of seat back locking device (2 door cars)	Inspection (HJM/PW) Willesden	Not Applicable	N/A.
16	Seat attachment bolts tightened	Inspection (HJM/PW) Willesden	Body Line Crewe	
17	Correct and legible marking of controls	Inspection (HJM/PW) Willesden	Inspection (Body Line) Crewe	RRMC 5AR

Safety Checks

Car No. _____

No.	Checks	Responsibility		Signed
		2-door Cars	4-door Cars	
18.	Brake pedal height	Hythe Road	Inspection (Road Test) Crewe	RRMC 7AQ
19.	Brake on/off stop settings	Hythe Road	Road Test Crewe	✓
20.	Aiming of headlamps.	Hythe Road	Road Test Crewe	D. J. Pomeroy
21.	Starting in P and N only.	Hythe Road	Road Test Crewe	
22.	Operation of windscreen wiper and washer	Inspection (HJM/PW) Willesden	Road Test Crewe	
23.	Electrical function check on lamps	Hythe Road	Road Test Crewe	
24.	Correct Bedding and Adjustment of Parking Brake.	Hythe Road	Road Test Crewe	KB
25.	Levelling correctly set.	Hythe Road	Road Test Crewe	KB
26.	Brake system warning lights	Hythe Road	Inspection (Road Test) Crewe	RRMC 7AQ
27.	_____ wheel idents and check out tightness.	Hythe Road	Inspection (Road Test) Crewe	RRMC 7AQ
28.	Cubby Box door catch secure, No non-standard items fitted.	Inspection (HJM/PW) Willesden	Inspection (16 Shop) Crewe	TJ
29.	Seat belt buckle locks and unlocks, anchorage bolts tight.	Inspection (HJM/PW) Willesden	Inspection (16 Shop) Crewe	TJ
30.	S.V.R. list plus all above checks signed for. Approval obtained for any unofficial mods or repairs.	Willessden & Hythe Road	Inspection (16 Shop) Crewe	TJ

White Line

Vehicle Record		Car No.	
Body No.			
Door Hinges	LHF/Upper	Lower	RHF/Upper Lower
	LHR/Upper	Lower	RHR/Upper Lower

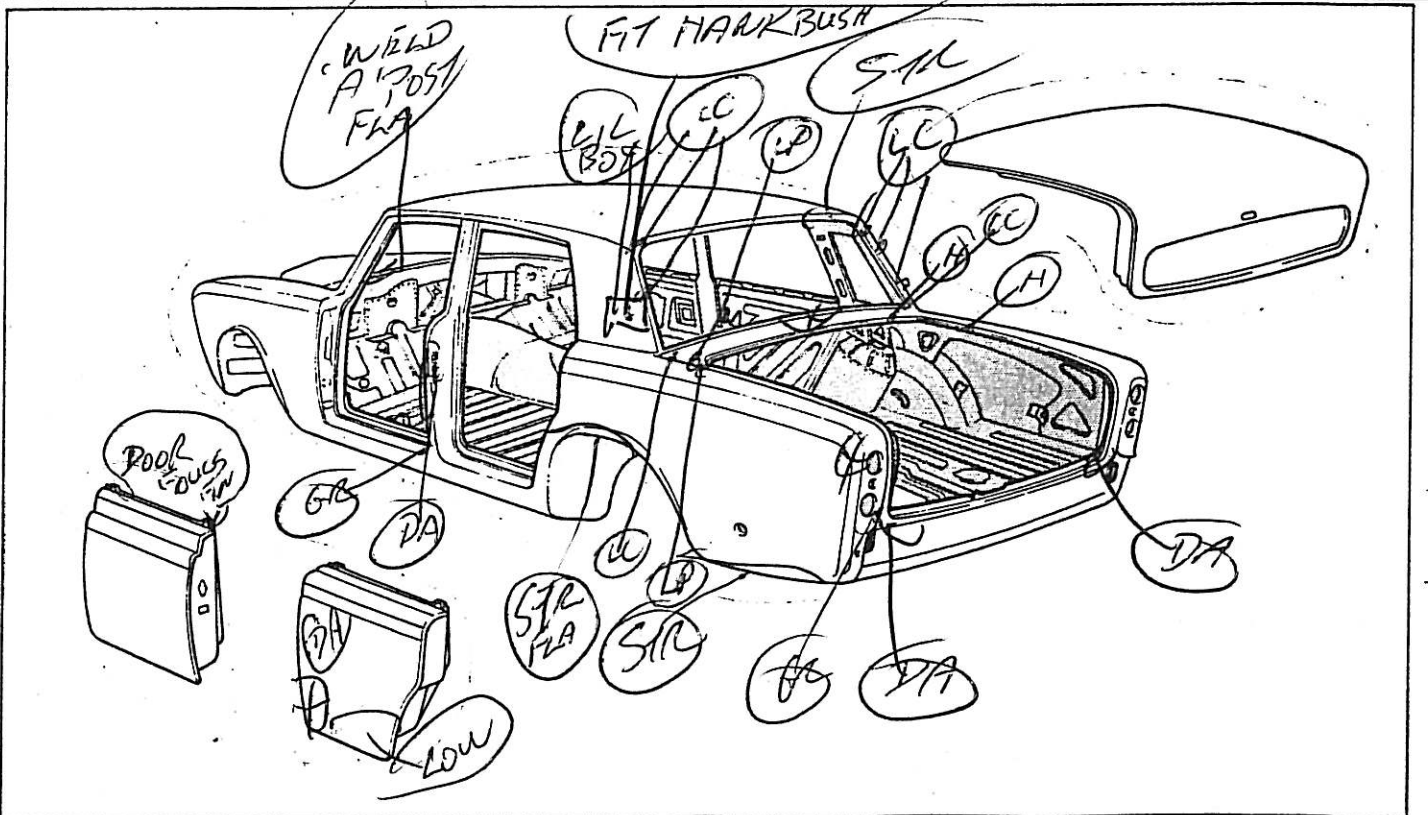
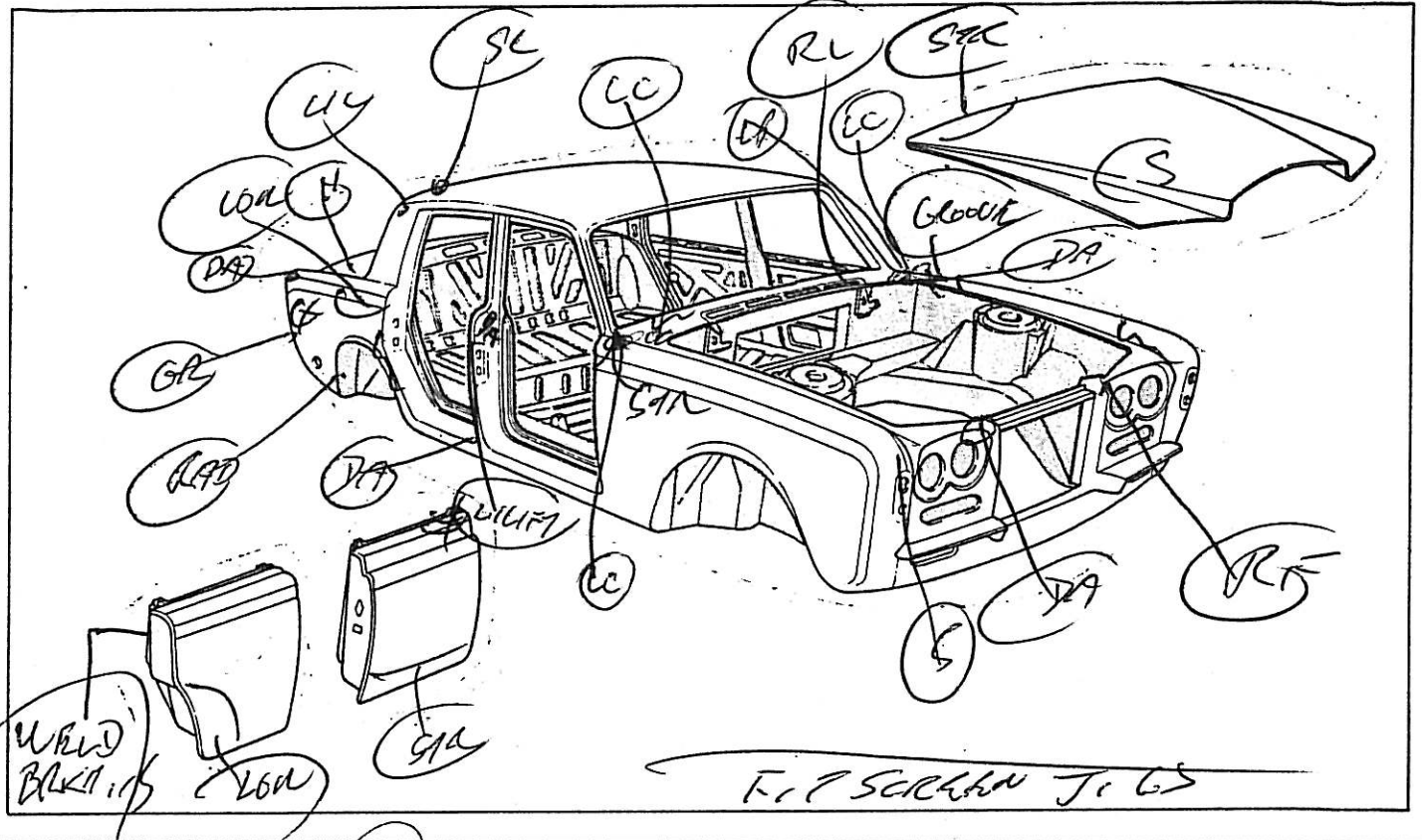
Modifications	Concessions

Mandatory Inspection Checks (To inspect Instruction No:— Below)	Checked by

I.I. Issue No. & Sampling Plan	Inspector	Date
3	AB for DJ	2/8/77

White Line (Cont.)

Car No	Location	Inspector	Date
SRF 32530			
988658	CGI	DJ	31-7-77



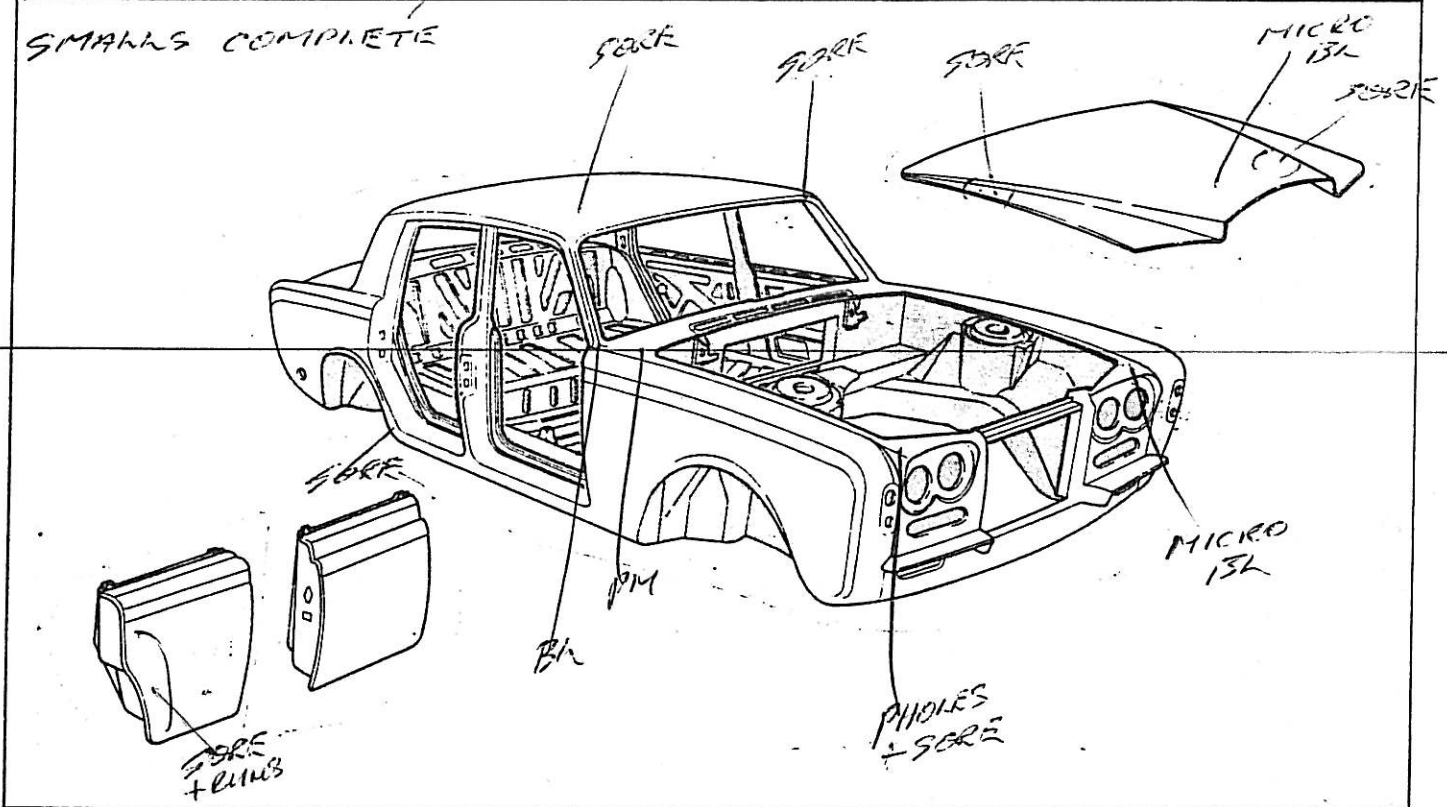
Main Paintshop Inspection Chart

582

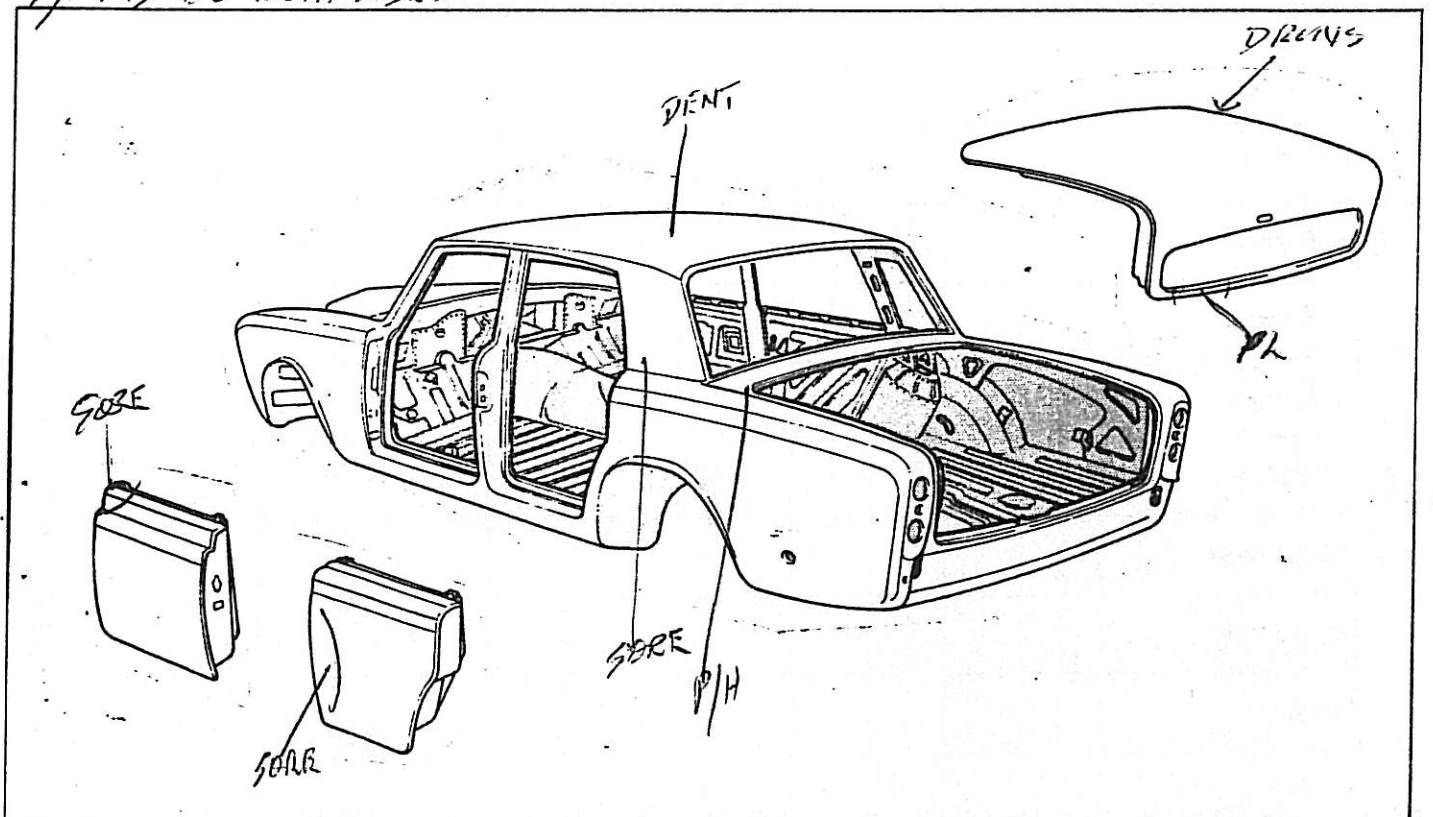
Car No.	Colour	Location	Inspector	Date
SRF 32530	CARDINAL <hr/> GARNET.	162	AWJ	15.8.77

ATTN DRAWN TO P/HOLES + MICRO BL.

SMALLS COMPLETE



P/F L/D CO BOTH SIDES



Main Paint Shop – Final Inspection

Chassis No.	Colour	Inspector	Receipt Date	Final Date

PANEL NO.	Q.A.Z.	Location	Fault Code C.Q.S. 38														CONCESSION	INSPECTOR											
			LP	LC	L	H	C	R	S	DA	XPB	S/F	D	PH	SORE	BL			CO	CUT	PM	MTL	BARE	DS	DIP	RUNS			
1	A	Bonnett																											
2	A B	NSF Wing																											
3	A	NSF Door																											
4	A	NSR Door																											
5	A	NSR Wing																											
6	A B	Roof																											
7	A	¼ Panels																											
8	A	Boot																											
9	A B	OSR Wing																											
10	A	OSR Door																											
11	A	OSF Door																											
12	A B	OSF Wing																											
13	C	NSF Shuts																											
14	C	NSR Shuts																											
15	C	OSF Shuts																											
16	C	OSR Shuts																											
17	B	OS Sill Panel																											
18	B	NS Sill Panel																											
*Total																													

SRF 32530

Engine Assembly

Engine No. <i>SYL 20475</i>	Gearbox No. <i>77RS 2005</i>	Car No. <i>SRF 32530</i>
Crankcase No. <i>FC 375</i>	Pinion No. <i>GR4992</i>	P.A.S. Pump <i>SAGINAW</i>
Cylinder Bore 'A' <i>SSSS</i>	Cylinder Head 'A' <i>B429</i>	Brake Pump (F) <i>24544</i>
-Grading- <i>1 2 3 4</i>	Cylinder Head 'B' <i>D74</i>	Brake Pump (R) <i>24537</i>
Cylinder Bore 'B' <i>SSSS</i>	Distributor <i>41709A</i>	Accumulator (F) <i>13826</i>
Crankshaft No. <i>KH52</i>	Spark Plug <i>RNK4</i>	Accumulator (R) <i>13815</i>
Camshaft No.	Coil Type	Carburetter type FSS/STD
Timing Gear No. <i>GH4992</i>	Alternator <i>48-77 1253</i>	Carburetter 'A' <i>27R</i>
No. 1 Main Bearing Clearance		Carburetter 'B' <i>27R</i>
No. 1 Main Bearing No.	Oil Pump No. <i>837 C</i>	Fridge Unit <i>052171</i>
Oil Pressure (lbs/in ²)	Tick Over <i>28</i>	40 mph <i>42</i>
Engine Temperature Capillary	<i>200</i> °C	

Modifications	Concessions

Rectifications Outstanding and Parts Not Fitted	Corrected by
<i>Slave Distributor 41710A Fitted</i> ✓	<i>RB</i>
<i>DOME NUTS</i> ✓	<i>PL</i>
<i>6 Clavis pins</i> ✓	<i>PL</i>
<i>Washers</i> ✓	<i>PL</i>
<i>A-B Accumulators</i> ✓	<i>PL</i>
<i>DISTRIBUTOR & COIL } SHORTAGE</i> ✓	<i>RB</i>
	<i>PL</i>

I. I. Issue No. <i>4</i>	Inspector To Test <i>ALMAC</i>	Date <i>12.9.77</i>
<i>SP2099</i>	To Chassis <i>ALMAC</i>	Date <i>14.9.77</i>

Engine Assembly (Cont.)

	Work Check List	Fitter	Inspector
1	Check crankcase for cleanliness	<i>[Signature]</i>	<i>[Signature]</i>
2	Fit sealing rubbers and liners (.002 - .003 nip)	<i>[Signature]</i>	<i>[Signature]</i>
3	Fit tappet blocks and check locking	<i>[Signature]</i>	<i>[Signature]</i>
4	Fit crankshaft and thrust washers correctly (end float: - .002)	<i>[Signature]</i>	<i>[Signature]</i>
5	Tighten main bearing nuts (45 - 50 lbs ft torque)	<i>[Signature]</i>	<i>[Signature]</i>
6	Tighten oil pump gear retaining nut (300 ± 20 lbs ft. torque)	<i>[Signature]</i>	<i>[Signature]</i>
7	Fit and record camshaft end float (.002 to .006) (.002)	<i>[Signature]</i>	<i>[Signature]</i>
8	Check locking of camshaft thrust plate	<i>[Signature]</i>	<i>[Signature]</i>
9	Check piston gudgeon pin circlips	<i>[Signature]</i>	<i>[Signature]</i>
10	Check distributor drive backlash (backlash: - .005" - .007")	<i>[Signature]</i>	<i>[Signature]</i>
11	Set timing and check timing gear backlash (backlash: - .001" - .003")	<i>[Signature]</i>	<i>[Signature]</i>
12	Check oil pump gear backlash .004" - .006"	<i>[Signature]</i>	<i>[Signature]</i>
13	Tighten connecting rod bolts 35 - 40 lbs ft. torque	<i>[Signature]</i>	<i>[Signature]</i>
14	Check connecting rod bolt stretch (refer to B & S instruction UE 20152)	<i>[Signature]</i>	<i>[Signature]</i>
15	Check correlation marks on connecting rods after assembly in engine	<i>[Signature]</i>	<i>[Signature]</i>
16	Set ignition timing 5° B.T.D.C.	<i>[Signature]</i>	<i>[Signature]</i>
17	Oil test crankshaft camshaft and tappet blocks	<i>[Signature]</i>	<i>[Signature]</i>
18	Oil test internal pipes check locking of filter and pipes	<i>[Signature]</i>	<i>[Signature]</i>
19	Fit Flex plate	<i>[Signature]</i>	<i>[Signature]</i>
20	Torque tighten cylinder head nuts in sequence (50 - 55 lb ft. torque)	<i>[Signature]</i>	<i>[Signature]</i>
21	Check tappets to fall under own weight	<i>[Signature]</i>	<i>[Signature]</i>
22	Fit rocker shaft and oil test	<i>[Signature]</i>	<i>[Signature]</i>
23	Fit brake pumps refer to B & S UE 20076	<i>[Signature]</i>	<i>[Signature]</i>
24	Fit carburettors and linkage	<i>[Signature]</i>	<i>[Signature]</i>
25	Fit starter motor refer to B & S UE 20154	<i>[Signature]</i>	<i>[Signature]</i>
26	Fit Gear Box	<i>[Signature]</i>	<i>[Signature]</i>
27	Fit Thermostat after engine test	<i>[Signature]</i>	<i>[Signature]</i>

Engine Test Beds

	Work List	Tester
1	Test engine to test schedule (No. 1)	<i>[Signature]</i>
2	Fit correctly gapped spark plugs	<i>[Signature]</i>
3	Inhibit engine to specification	<i>[Signature]</i>
4	Refill engine with fresh engine oil and blank off as necessary	<i>[Signature]</i>
		<i>[Signature]</i>
		<i>[Signature]</i>

Car Assembly-Pre-mount

Vehicle Record 988658		Car No. SRF 32530.			
Brake Distribution Valve No. (TOP) 3806		Master Cylinder No.			
Brake Distribution Valve No. (LOWER) 3699		Brake Actuation Assy. APB 7055			
Steering Column		Brake Pedal			
Steering Wheel					
Hydraulic Hoses	LH Rear Brake		RH Rear Brake		Height Control
	6/77 / 1/77		12/76 / 6/77		6/77
Seat Belts	LH Front	RH Front	LH Rear	Centre Rear	RH Rear

Modifications SPEC 101	Concessions

Rectifications Outstanding and Parts Not Fitted.	Corrected by
Fit petrol tank.	✓ PS
Petrol pipe loose in dip R/H/F valance.	✓ PS
" " " " " R/H/F member.	✓ PS
Damage R/H front of inner sill.	✓ PS
Fit (2) 2BA Blank bolts R/H/F floor.	✓ PS
Fit grommet R/H/F floor.	✓ PS
" " R/H/R of centre X member.	✓ PS
" " LH R/H inner sills.	✓ PS
" " centre of rear seat pan.	✓ PS
LH R/H rear sill drains blocked. (LH only)	✓ PS
Fit grommet in R/member by exhaust mount.	✓ PS
Paint Demister Br2ts	✓
Fit Grommet RHF R/Head	✓
" Bonnet Bowling Straps & nuts	✓
" Air Cleaner Housing	✓
Relay Bolt Loose RHF s/Pat.	✓
Bonnet Roller Loose	✓
Fit Deflector Plate & Bonnet Guide.	✓

Note: All outstanding items must be entered on Page 21 before car is signed off.

I.I. Issue No. 2	Inspector RRMC 1BD	Date 26.9.77
-------------------------	-------------------------------	---------------------

Car Assembly-Pre-mount(Cont.)

	Work Check List	Fitters Name
1	Fit hand brake cable, starter solenoid and abutment bracket	<i>[Signature]</i>
2	Fit hydraulic pipes etc. to front section of body	RT SR
3	Fit hydraulic pipes etc. to rear section of body	SR
4	Fit fuel pumps, pipes, filter etc.	SR
5	Fit brake distribution valve assembly	RT
6	Set brake pedal	RT SR
7	Fit hand brake assembly to dash	SR
8	BONNET COMPLETE WATER BOX EXCEPT SETTING BONNET	STW
9	HEADLINING PERCY STEVE	
10		
11	SQUAB.	
12		

Rectifications Outstanding and Parts Not Fitted (cont.)	Corrected by
Bonnet Intrusion Brk's loose. Bolts set Post mount.	✓
Fit S/Master Locks & Edge Clips.	E ✓ Nail
Rect LHF Undersheet to w/arch.	✓
Fit Bridge Bottle & Pipe Clips Etc.	✓
Large Filter loose in RHT LHF Val.	✓
Fit B/Bolts LHF B/Head.	✓
" W/Bottle Neck Etc & B/Bolt.	✓
Rect S/Screws at W/Bottle Tube LHF B/Head	✓
Connect W/Bottle & Tap Horn.	E ✓ Nail
" LH Blower	E ✓
" S/Control & Relays Etc On Shunt	E ✓ Nail
Fit Shunt Bar	✓
" Connects to Body Floor	✓
" A Post Form Seals & Hinge Buffers.	✓
Rect Screen in head Plate LHF.	✓
Fit P/Lid Etc.	✓
LHR Seat Bolt W/out Swivel	✓
Connect Demister Wires	E ✓ Nail
Fit P/Tray & Squab	P. TRAY SHORTENED
" Tap Horn Connect RHR Wing.	✓
Wing Damaged at Tail Lamp RHR	PB
Rect LH Tail Lamp to Body	PB
" B/Light to Body LHR	PB
" Bolt in RH Seat Lid Stiffener	✓

* 2ND SHEET *

Car Assembly-Pre-mount

Vehicle Record		980655	Car No.			SRF 32530
Brake Distribution Valve No. (TOP)		3806	Master Cylinder No.			
Brake Distribution Valve No. (LOWER)		3699	Brake Actuation Assy.			1PB 7055
Steering Column			Brake Pedal			
Steering Wheel						
Hydraulic Hoses	LH Rear Brake		RH Rear Brake		Height Control	
	6/77 / 1/77		12/76 / 6/77		6/77	
Seat Belts	LH Front	RH Front	LH Rear	Centre Rear	RH Rear	

Modifications	Spec 101	Concessions

Rectifications Outstanding and Parts Not Fitted.	Corrected by
Fit Bolt in C.A.V Unit LH Boot Val.	EN Nail
" Boot Flange Plastic	✓
Boot Lock Anti Lock	✓
Tighten Boot Lamp Screws.	EX Nail
" Depatch B/Screws RH Footboard.	EX
Fit Boot Vent Ducts & felt Screen.	✓
" Velcro Straps to Wood Blocks.	✓
" Handrail RH Side Of Luggage Box.	SE TRIM ✓

Note: All outstanding items must be entered on Page 21 before car is signed off.

I.I. Issue No.	Inspector	Date

Car Assembly- Front Sub-Frame

SAD AE

Work Check List	Fitters Name
1 Fit triangle levers and bearing pins	HL 23
2 Fit steering box and idler housing	HL
3 Fit axle yoke assembly	HL
4 Fit front hubs and record end float RA.002 LH.0025	(HL)
5 Check brake disc runout ()	(HL)
6 Fit calipers (Mintex linings for Export cars)	23
7 Fit front stabiliser	(HL)
8 Set castor, camber and toe-in	(HL)
9 Set angle of wheel-lock to gauge	PJ
10 Fit and pressure test pipes (2500 lb/in ² for 2 min.) H. Pressure	(PJ)
11 Stamp sub-frame No.	(PJ)
12 Fit and adjust engine mounts and line up engine	(PJ)
13 ACTUATED RED	
14	
15	

Rectifications Outstanding and Parts Not Fitted (cont.)	Corrected by

Car Assembly- Rear Sub-Frame Summary

Vehicle Record		Car No. SKT 32530	
Axle Casing No 24581		Axle Gears No. 454 564	
Camber (Micrometer Reading)	LH 426 429	RH	570 577
Toe-in (Micrometer Reading)	LH 431 427	RH	570 578
Height Control Valves	LH	RH	5732
Brake Discs	LH	RH	
Brake Calipers	LH	RH	
Brake Lining Type		Solenoid Valve 838	

Modifications Spec 101	Concessions

Rectifications Outstanding and Remarks	Corrected by
Note: All outstanding items must be entered on Page 21 before car is signed off	

I. I. Issue No. 6	Inspector OVG 9A0 RMM	Date 28/9/77
--------------------------	------------------------------	---------------------

Car Assembly- Rear Sub-Frame

	Work Check List	Fitters Name
1	Set toe-in and camber and record settings	<i>W. Lewis</i>
2	Fit pipes to cross member and trailing arms/Pressure test for leaks in hydraulic pipes and joints: (2500 lb/in ² for 2 min.) H. Pressure (300 lb/in ² for 2 min.) L. Pressure	<i>W. Lewis</i>
3	Adjust calipers (Mintex linings for Export Cars)	<i>W. Lewis</i>
4	Mount final drive unit with torque arm	<i>W. Lewis</i>
5		
6		
7		
8		

Car Assembly- Mounting Section Summary

Vehicle Record <i>ART 983658</i>			Car No. <i>SRF 32530</i>		
Rear Springs			Front Springs		
	LH	RH		LH	RH
Load (lbs)	<i>1255</i>	<i>1180</i>	Load (lbs)	<i>1860</i>	<i>1860</i>
Rate (lbs/ins)	<i>195</i>	<i>197</i>	Rate (lbs/ins)	<i>200</i>	<i>200</i>
Washers	<i>7</i>	<i>3</i>	Collets	<i>.128</i>	<i>.128</i>
	LH Front	RH Front	LH Rear	RH Rear	Spare
Road Wheels	<i>22</i>				
Tyres					
Height Control Ram (LH)	<i>5948</i>		Height Control Ram (RH)	<i>5936</i>	

Modifications	Concessions
<i>Spec 101.</i>	

Rectifications Outstanding and Parts Not Fitted.	Corrected by
Brought forward:- <i>Replace Slave Rack & Pinion Unit.</i>	<i>*</i>
<i>Fit petrol tank & assy.</i>	<i>X/164.</i>
<i>Damage to R/H/F body sill.</i>	<i>*</i>
<i>Clamp up fridge pipes & R/H/F spring pot bracket.</i>	<i>X/164.</i>
<i>P.A.S. hose fittings bad. bottom hose.</i>	<i>X/D. Wilson</i>
<i>P.A.S. pipe loose in slip by R/H/F bonnet spring.</i>	<i>X/D. Wilson</i>
<i>Exhaust grass shield fits R/H/F body of foot.</i>	<i>X/D. Wilson</i>
<i>R/H/R body drain hole obstructed.</i>	<i>X/164.</i>
<i>Fit bonding lead to & loom up fuel pump.</i>	<i>X/2 Dec</i>
<i>Parking brake compensated linkage fits heat shield.</i>	<i>X/164.</i>
<i>Loose plate accel. linkage.</i>	<i>X/D. Wilson</i>
<i>Clamp up battery cable to start motor bracket.</i>	<i>X/22.</i>
<i>R/H/F vacuum hose fits high press steel pipe & oil cooler pipes.</i>	<i>X/D. Wilson</i>
<i>Petrol drain valve R/H/F sump damaged.</i>	<i>X/H/1</i>
Note: All outstanding items must be entered on Page 27 before car is signed off	
<i>Refit valve.</i>	<i>X/H/1</i>
Continued:-	<i>P.T.O.</i>

I.I. Issue No. <i>5</i>	Inspector <i>RRMC IAR</i>	Date <i>29-9-77</i>	<i>ANALYST</i> <i>RRMC</i> <i>950</i> <i>3/20/77</i>
-------------------------	---------------------------	---------------------	---

Car Assembly- Mounting Section

	Work Check List	Fitters Name
1	Mount body to sub-frames and rear axle	D.C. M.C. E.B.
2	Fit exhaust assy.	D.M. A.B. M.S.
3	Connect hydraulic pipes, body to bottom of engine	J.R. P.R. D.W.
4	Assemble rear handbrake cable lever and adjust cables	
5	Connect steering column to steering box	
6	Fit rear suspension springs and dampers and connect half shafts	
7	Fit rear height control ram to rear spring pots	
8	Fit front springs and suspension assembly	
9	Fit Petrol Tank	M.S.
10		

Rectifications Outstanding and Parts Not Fitted (Contd.)	Corrected by
Item 8 page 7 not signed.	

Car Assembly- Electrical Summary



Vehicle Record			Car No.	
Headlamps	L.H. inner	L.H. outer	R.H. inner	R.H. outer
Sidelamps	L.H.		R.H.	
Tail-lamps	L.H.		R.H.	
Side Marker lamps	L.H. front	L.H. rear	R.H. front	R.H. rear
Number plate lamps	L.H.		R.H.	
Fog lamps	L.H.		R.H.	
Blower Motors	L.H.		R.H.	
Gearbox Actuator		Speed Control Unit		Indicator Switch
Wiper Motor		Wiper Switch		Washer Unit
Dipswitch		Hazard Warning Switch		Flasher Unit
Starter Interlock unit				Battery

Modifications	Concessions

Rectifications Outstanding and Parts Not Fitted	Corrected by
Note: All outstanding items must be entered on Page 27 before car is signed off.	

I. Issue No.	Inspector	Date
--------------	-----------	------

Car Assembly- Electrical

Work Check List		
1	L.H. valance/Visually check gearchange loom plug and connect	
2	Engine/Make connections to starter motor	
3	Gearchange actuator, visually check plug and connect	
4	Make gearchange connections to steering column	
5	Check gear selector moving contact	
	ICE WARNING SET	
	HMT. CHECKED	
<p>AUTOMATIC AIR CONDITIONING CHECKED AND CALIBRATED TO BUILD AND SETTING INSTRUCTIONS UE 20138</p> <p>UPPER SYSTEM CALIBRATED TO 51% ✓ <i>D. K. H. ...</i></p> <p>LOWER SYSTEM CALIBRATED TO 43% ✓ <i>Robert Paul</i></p>		
<p>SERIAL NUMBER OF SERVO ASSEMBLY.....</p> <p><i>Tested with Slave Pins</i></p>		
<p>SIGNATURE <i>Chris F. Adman</i></p>		

Car Assembly- Aftermount Summary

Vehicle Record			Car No.		
Door Locks	L.H. front	R.H. front	L.H. rear	R.H. rear	
Veneer Log No.			Speedometer		
Radio No.			Tape Player No.		
Interior Mirror					
Seat Frames	L.H. seat,		R.H. seat		
Seat Runners	L.H. seat, LH:	RH:	R.H. seat, LH:	RH:	
Foam Padding	Top Roll		Knee Roll		
	LH Seatback		RH Seatback		
	LH Headrestreant		RH Headrestreant		
	Division Roll		Division Radio Console		

Modifications	Concessions

Rectifications Outstanding and Parts Not Fitted	Corrected by
Note: All outstanding items must be entered on Page 27 before car is signed off	

I.I. Issue No.	Inspector	Date
----------------	-----------	------

Car Assembly-Aftermount

Work Check List		Fitters Name
1	Secure and tighten steering column (21 – 24 lbs.ft.)	

Front		Rear		Door and Windows	Corrected by
N/S	O/S	N/S	O/S		
				Torque tightness striker plate screws ()	
				Torque tightness striker plate screws ()	
				Torque tightness striker plate screws ()	
				Torque tightness striker plate screws ()	

Car Assembly- Final Inspection

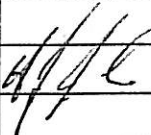

Car No. SAF 32530

Fault List - C.Q.S. 57	Rectified by
Brought Forward:- <u>M-vent Road C.L. Mitted</u>	<u>[Signature]</u>
<u>Fit Seat motor</u>	
<u>--- [unclear] to [unclear]</u>	
<u>Recheck all front-end [unclear]</u>	
<u>II [unclear] on cable [unclear]</u>	
<u>--- Damaged [unclear] in [unclear]</u>	
<u>Panel Bent RR Wing Damaged by lamp</u>	
<u>" " locally bent tail lamp to body</u>	
<u>" " I light bent to body</u>	
<u>" " gap [unclear] to door [unclear]</u>	
Note: All outstanding items must be entered on Page 29 before car is signed off.	

Inspector to sign here after ensuring that above rectification work has been completed. Date 6.10.77 Inspector SAV

Car Assembly- Annexe

Car No S&F 32530.

Initial Report	Sch.	Act.	Signed
<p><i>Routine Complete</i> <i>2 Gallons Petrol</i> <i>1 Res Head OK</i></p>	2	R	
<p><i>Report done Reach + Pinion</i> <small>GRIN ROOTS</small> <i>Damage to RHF Body Sie-</i> <i>During Brake compensation Jaws</i> <i>Heat Shield.</i></p>			<p><i>DC KF</i></p> 

Action key:- R = rectify / E = exchange / A.= adjust / C = concession / P = pass

Routes, Schedules & Refrigeration

Schedule No.	1 Annexe	2 Fridge	3 1st R. Test	4 After 40	5 2nd R. Test
Date	3.10.77	22/10/77	19.10.77	29.10.77	20.10.77
Completed by	H.J.L.	D.V.	R.R. Bailey	R.R. Bailey	H.J.L.
Route	—	—	1	—	2
Miles	—	—	28	—	20

Schedule No.	6 Oiling	7 Wash	8 Inspection	9 Paint & U/seal
Date	21.10.77	25.10.77	21.10.77	25.10.77
Completed by	Bley	Mek	RRMC	
Route			7AQ	
Miles				

Schedule No.	10 Elec. Check	11 Water Test	12 Final R. Test	13 Body Rect.	14 Wash
Date	10-11-77	11/11/77	20-11-77		
Completed by	D.P.	J. J. King	Chase		
Route			15m/s		
Miles					

Final Speedometer Reading	Total Test Mileage
---------------------------	--------------------

Refrigeration Report					Sch	Act	Signed
Switch Position	1	2	3	4			
Suction Pressure	Checked	-	29/30	-			DY
Compressor	fuses broken					E	DY
All pipes, hoses and tighteners	checked for foul				2	A	DY
Siv Reposition					2	A	DY
fridge bolts					2	A	DY
Condenser bolts					2	A	DY
Completed to schedule Two							D. J. O'Call

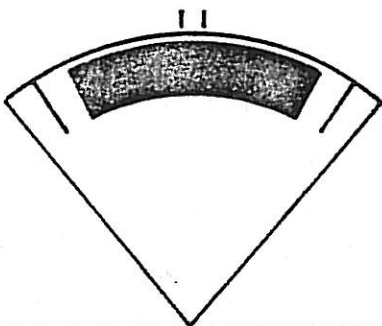
Action Key:— R = rectify / E = exchange / A = adjust / C = concession / P = pass

Road Test-Mechanical-Engine

Car No. SRF 32530

Testers Signature <u>RX Bailey</u>	Choke Suction <u>54 (ins vac) - C.F.R.</u>
Acceleration 30 - 70 mph	Dwell <u>✓</u>

Coolant Temperature



12 min NOT FRIDGED.

Engine Report	Sch.	Act.	Signed
Purge flow <u>63 CF/D.</u>		P	F.U.
Ignition timing <u>15° B.T.D. @ 2000 R.P.M.</u>		P	F.U.
F.L.C. Dsp. set & locked.		A	F.U.
Fast idle Revs. set.		A	F.U.
Check oil level	3	P	} KB
Check coolant level	3	A	
Check low oil	3	A	
Check oil cover	3	A	
Adjust belts	3	A	
Set engine stop	3	A	
Set controls	3	A	
Shut pump failure badly		E	Rins SM
 			
 			
 			
 			
 			
 			
 			
Check for leaks	3	P	KB ..

Action Key:- R = rectify / E = exchange / A = adjust / C = concession / P = pass

Road Test-Mechanical

Gearbox Report	Sch	Act.	Signed
Check oil level	3	P	KB
Tighten dipstick tube	4	R	KB
Acceptable		P	J
Check for leaks			
Check for leaks	5	P	KB

Rear Axle Report	Sch.	Act.	Signed
Check oil level / High	3	R	KB
Grade I		P	J
Check for leaks			
Check for leaks	5	P	KB

Steering Report	Sch.	Act.	Signed
Check oil level	3	P	KB
Check lock type	4	P	KB
Acceptable		P	J
Check for leaks			
Check for leaks	5	P	KB
Wheels balanced on REPCO machine			

Action Key:- R = rectify / E = exchange / A = adjust / C = concession / P = pass

Road Test-Mechanical

Car No. SRE 52530

Brake Report	Sch.	Act.	Signed
Check fluid level	3	P	} KB
Check pedal height	3	P	
Set & adjust parkingbrake	3	A	
Fit & adjust	3	R	
Re-adjust parkingbrake	1	A	KB
Acceptable		P	f
Check for leaks	5	P	KB

Suspension Report	Sch.	Act.	Signed
Levelling			
L.H.R. 270	4	A	} KB
R.H.R. 270			
Centrise & grease checkstraps	3	A	} KB
Set leveling for test	3	A	
Set leveling to gauges	4	A	KB
Check for leaks	5	P	KB

Action Key:— R = rectify / E = exchange / A = adjust / C = concession / P = pass

Road Test-Mechanical

Miscellaneous Report	Sch.	Act.	Signed
Fill washer bottle	3	R	} HB
Lighten road wheels	3	A	
Check tyre pressures	3	A	
Re-route binding leads	3	R	
Fit Speed stat chain	3	A	
Clear petrol pipe from body	3	R	} HB
Exhaust gas shield fouling body	4	R	
Check Speed stat			
Check vapour loss 1 in 2 min	4	P	AD
A.S. Rental or		r	f
Knocks from front suspect oil F Hub		E	SM, RTW hub. SM.
Also check disc for damage (bearing knock)			
Grass shield fouling r/s/f		P	RTW
Adjust enamel bleed brakes		R	RTW
Fit tamper proof caps			Centre

Action Key:- R = rectify / E = exchange / A = adjust / C = concession / P = pass

Road Test-Body

Car No

SRT 32030

Electrical Report	Sch.	Act.	Signed

Heating & Demisting Report	Sch.	Act.	Signed

Action Key:- R = rectify / E = exchange / A = adjust / C = concession / P = pass

2/16

Road Test-Inspection

Mechanical	SRF 32530	Rectified by
Routine check		
Paint Sub frames.		
Michelin W/D Tyres fitted		
Not Fridge.		D.V
Not Washed.		* ✓
Not Emission Tested. Pass F.U. 25*10-77		
* Gross Shield faults N/S/F.		R/S
* Petrol filter leaking.		SM SF
* No Seat Motors fitted		
* Adjust Parking Brake		SM SF
* Washer Bottle filler Cap faulty.		SM SF * ZAC
* Juice Clip to weather Vane & hose.		SM SF
* P.Q.S hose faults Bottom Mixture hose.		SM SF * ZAC
* Water Motor faults relay wires.		SM SF
Checked less *		
2 - D.O.T. HA. 57 A2M X = 304		
1 - - - - - = 294		
1 - - - - - = 284		
1 - - - - - = 274		

Inspector	Date
-----------	------

Action Key:- R = rectify / E = exchange / A = adjust / C = concession / P = pass

CALIFORNIA
Exhaust Emission Test

No. of Times Tested	1	Specification	Car No.	SRF32530
---------------------	---	---------------	---------	----------

Road Test Settings				
F.C. Deprn. (max.)	2.0	ins. H ₂ O at	1200	RPM (min.)
Idle CO	2.8	%	F.C. Deprn. at idle	0.40
E.G.R. cut-in speed	800	RPM		
Comments	Ignition timing checked. Carb. Butterfly ^{is} regulated. Idle C.O. before adjustment 1.3%			
Date	17-10-77	Signature	F. Vicary	

Idle Inspection Test				
Control limits	HC 40 ppm	CO 200 ppm		
Measured values	HC 7 ppm	CO 40 ppm	Passed/Failed	
Date	17-10-77	Signature	F. Vicary	

Emission Test Checks				
F.C. Deprn. (max.)		ins. H ₂ O at		RPM (min.)
Idle CO		% after test		
E.G.R. cut-in speed		RPM		
Faults on test				
Comments	CALIFORNIA CAR CAR NOT SELECTED FOR EMISSION TEST REAR WINDOW LABEL REQUIRED			
Signature	D.M. Curry			

Test Results				
Test No.	/	Date		
HC	/	CO	/	NO _x

Passed/Failed

Exhaust Emission Retest

No. of Times Tested	Specification	Car No.
---------------------	---------------	---------

Road Test Settings			
F.C. Depn. (max.)		ins. H ₂ O at	RPM (min.)
Idle CO	%	F.C. Depn. at idle	ins. H ₂ O
E.G.R. cut-in speed	RPM		
Comments			
Date		Signature	

Idle Inspection Test				
Control limits:	HC	ppm	CO	ppm
Measured values	HC	ppm	CO	ppm
				Passed/Failed
Date			Signature	

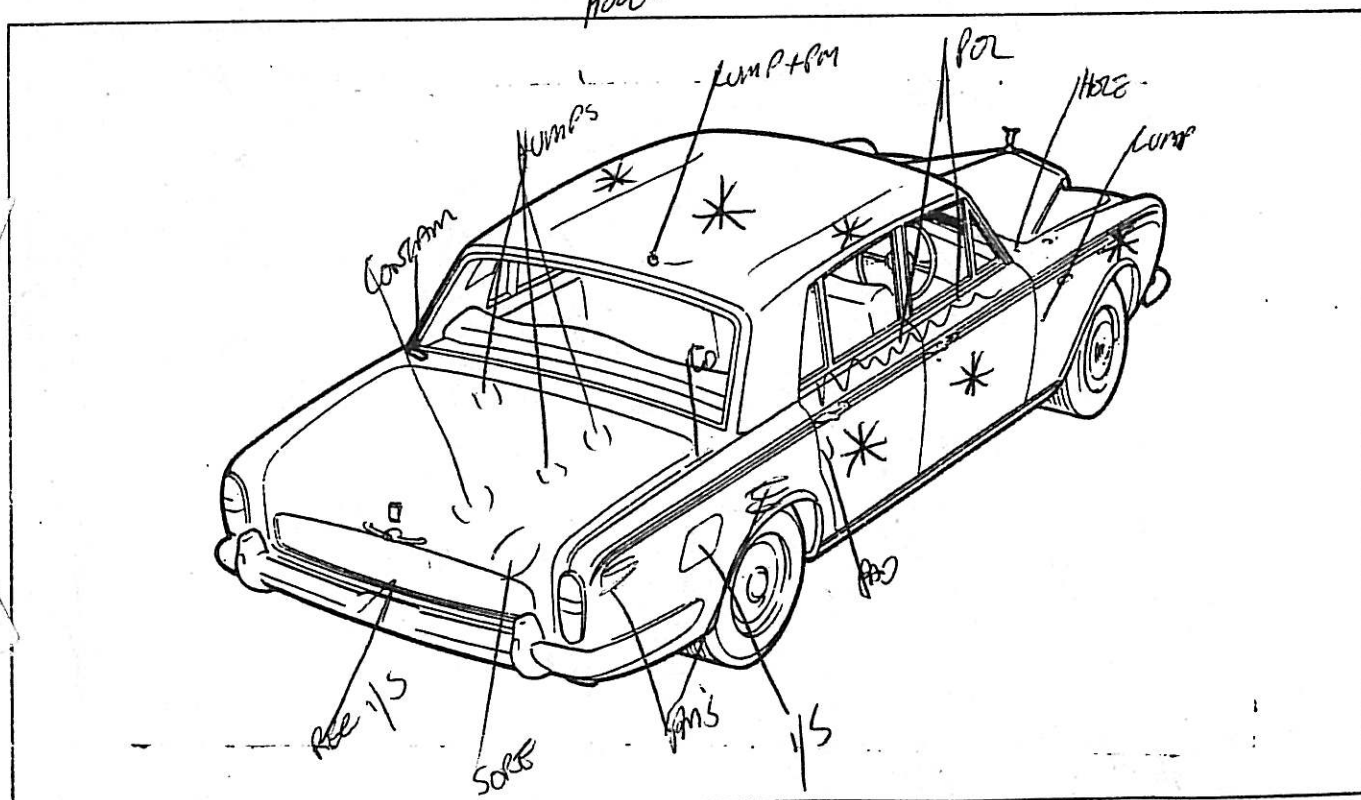
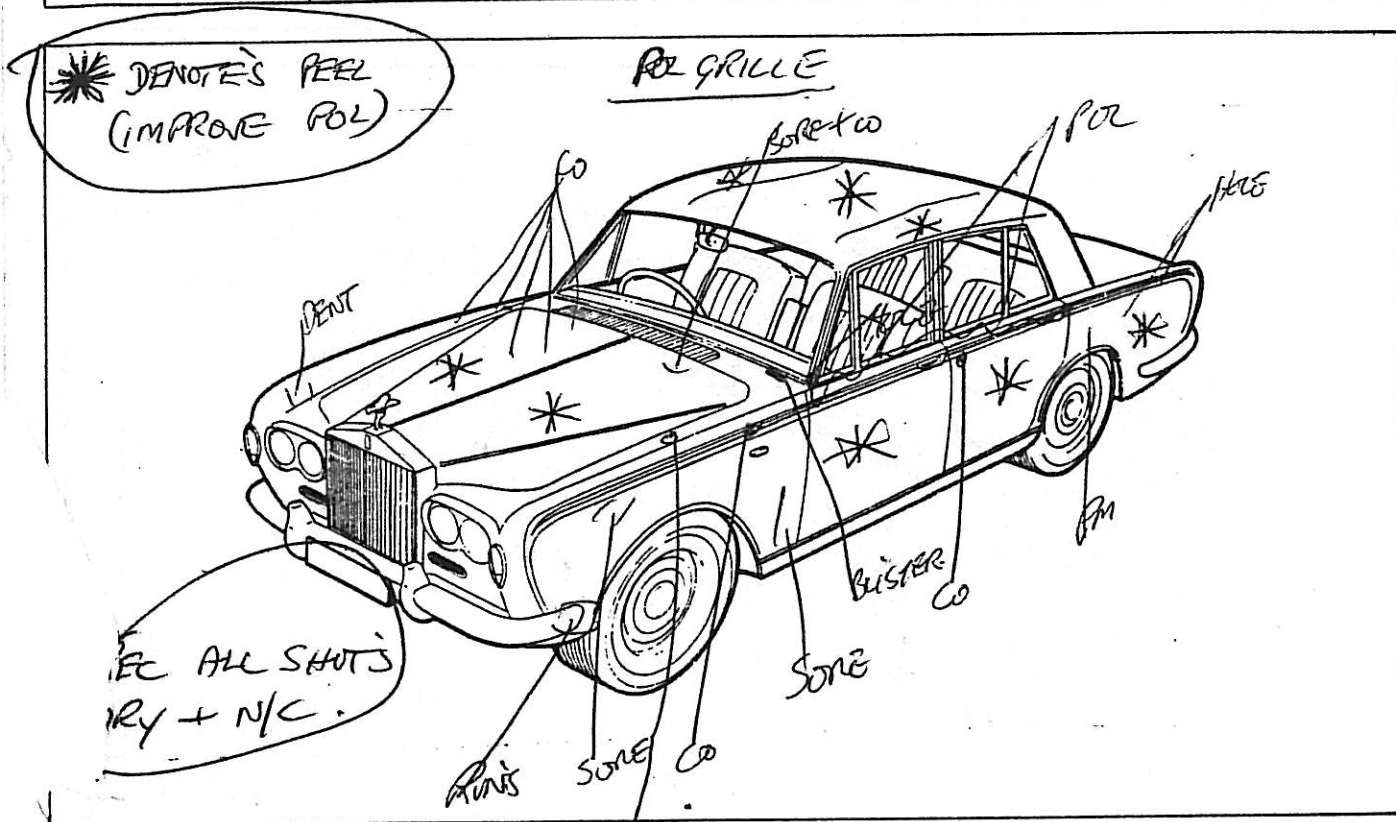
Emission Test Checks			
F.C. Depn. (max.)		ins. H ₂ O at	RPM (min.)
Idle CO	% after test		
E.G.R. cut-in speed	RPM		
Faults on test			
Comments			
Signature			

Test Results			
Test No.		Date	
HC	CO	NO _x	

Passed/Failed

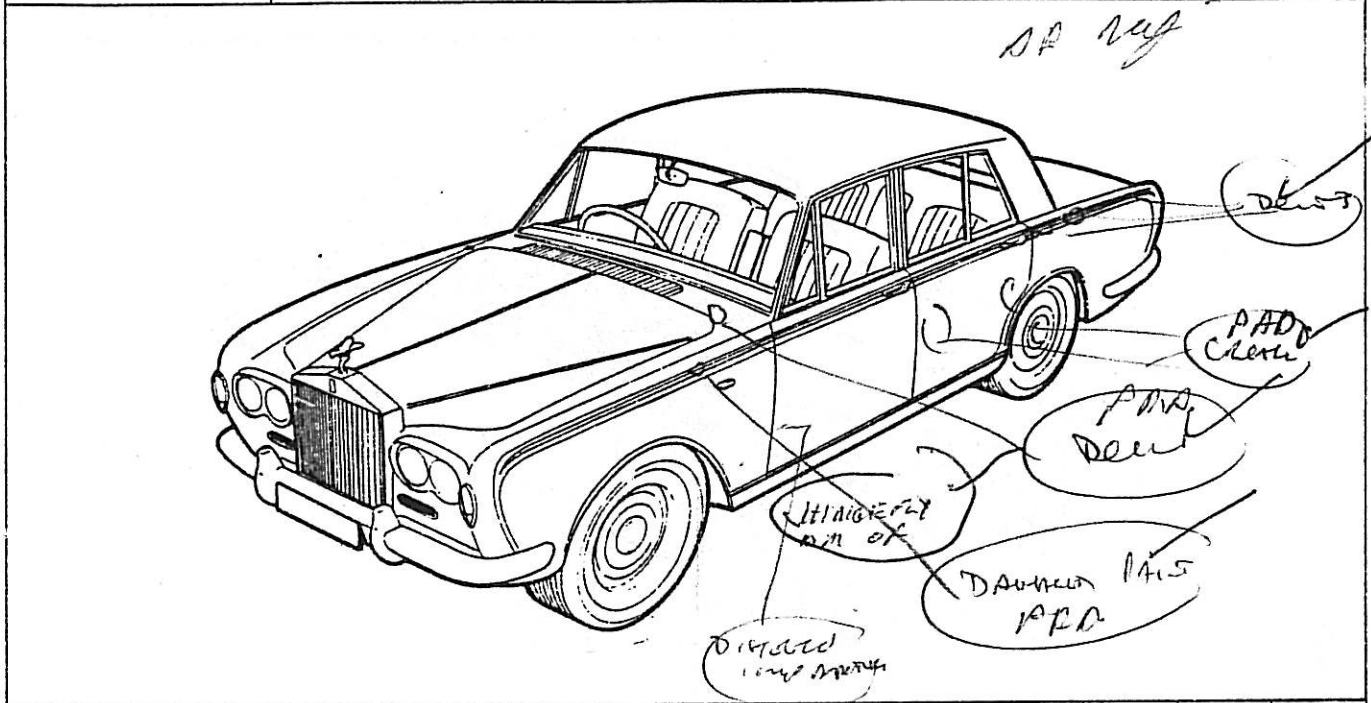
16 Shop- 2nd Paint Inspection

Car No.	Colour	Location	Inspector	Date
SRF 32530	CARDINAL RED ACRYLIC GARNET	166	R. Poole	15/11/77.

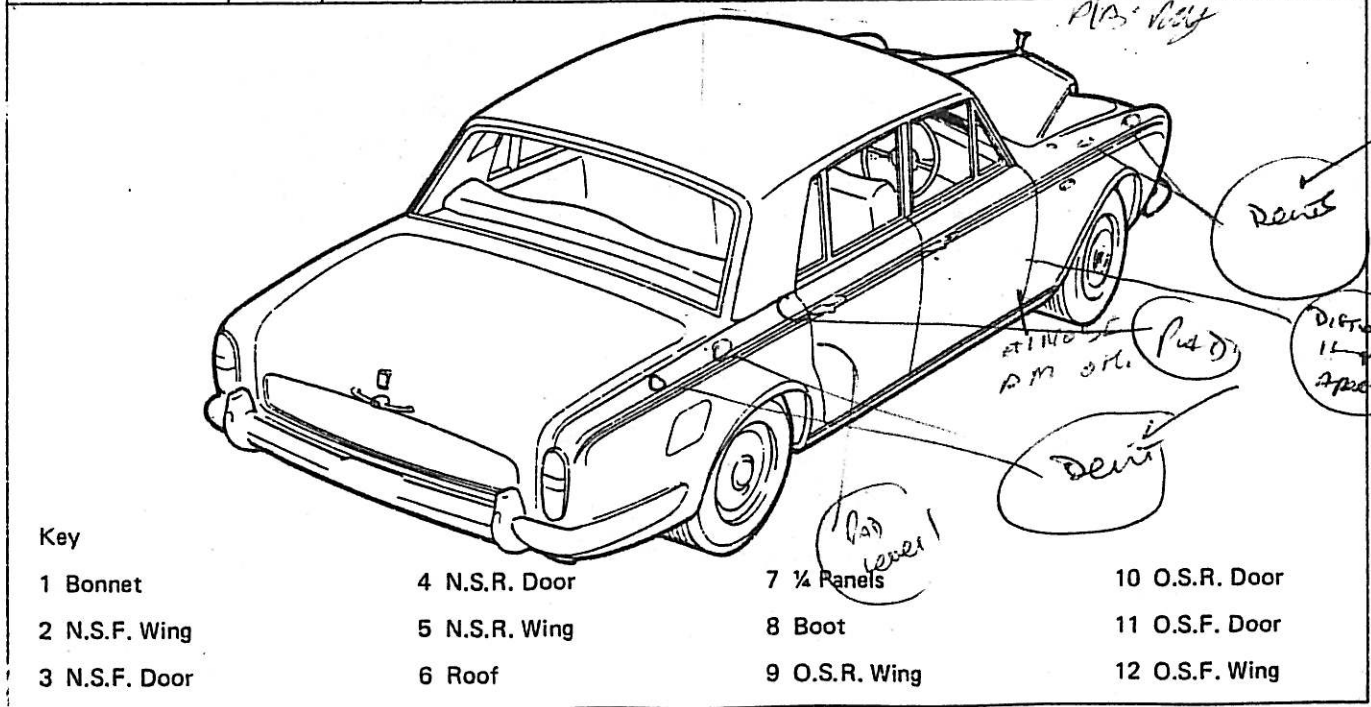


16 Shop- 1st Paint Inspection

Car No.	Colour	Pool No.	Inspection	Date
32530		Rect. Pol.		



Item	1	2	3	4	5	6	7	8	9	10	11	12
Cat. A												
Cat. B												





Key

- | | | | |
|---------------|---------------|---------------|----------------|
| 1 Bonnet | 4 N.S.R. Door | 7 1/2 Panels | 10 O.S.R. Door |
| 2 N.S.F. Wing | 5 N.S.R. Wing | 8 Boot | 11 O.S.F. Door |
| 3 N.S.F. Door | 6 Roof | 9 O.S.R. Wing | 12 O.S.F. Wing |

16 Shop- 2nd Paint Inspection

Car No.	Colour	Location	Inspector	Date



Road Test- Main Electrical Check

Car No. SRF 32530

	Work Check List	Sch.	Act.	Signed
	Check:—			
1	To latest specification		✓	
2	Set Washer Jets		N/F	
3	Aerial chrome ring		/	
4	Fuses		/	
5	Gear Selector/Ignition Isolator (R.T.I. No.155)		/	
6	Rear window demister		/	
7	Headlight safety circuit		/	
8	A.C.U. circuit		/	
9	Blower motors		/	
10	Front seat operation (check looms & clips) No Motors	—	*	—
11	Interior lights – (including delay circuit)		✓	
12	Cigar Lighter		/	
13	Side window operation		/	
14	Headlamps (and headlamp setting)		/	
15	Flashers and repeaters – (including hazard warning)		/	
16	Side marker lights		/	
17	Stop, side, and tail lights		/	
18	Reverse lights		/	
19	Radio and stereo		/	
20	Door speakers		/	
21	Door step lights		/	
22	Panel lights		/	
23	Instrument panel		/	
24	Door lock switches		/	
25	Connect and check foglamps when fitted Not Required	—	*	—
26	Wiper Operation – (including Wash-Wipe & Intermittent)		/	
27	Starter Interlock system and seat belt warning		/	
				DTP

Road Test-Main Electrical Check (Cont.)

Battery, Starter, Alternator & Regulator Checks (R.T.I. no. 164)			Results
1	Battery: LUCAS.	Specific Gravity	
		Cadmium Tip Test	O.K. / Faulty
2	Starter: Average Cranking Current (180 - 220 amps)		amps
3	Alternator: Output: (50 - 55 amps)		amps
	at (13.0 - 13.6 volts)		volts
4	Regulator: Voltage (14.0 - 14.5 volts)		volts
5	Diode: Stator Test		O.K. / Faulty
6	Battery Drain: Current (0.010 amps max)		amps
	Comments: Battery Box ✓ Battery Lid ✓ - " - Wick ✓ - " - LABELS ✓		
Date of Test		Tested By	

WASHER PUMP N/O ✓ Tap Room (R.T.I. no. 10/1/77)

Miscellaneous	Sch.	Act.	Signed
BONNET LIGHT N/O ✓			
SET HEADLAMPS		✓	
- " - ACU		✓	
CHECK ALTERNATOR LEADS		✓	
- " - LOW FLUID CIRCUITS		✓	
- " - H.M.T BUZZER		✓	
- " - ELECTRIC FAN		✓	
- " - COMPRESSOR CONNECTIONS		✓	
- " - CHOKE - " -		✓	
- " - BELLOWS - " -		✓	
- " - SCINTLA SWITCH		✓	
- " - A.C.U. FUSES		✓	
- " - GEAR CONTACTS		✓	
- " - AUTO-PARK		✓	
- " - INTERLOCK		✓	
- " - PANEL LIGHT VOLTAGE		✓	
CHIP SEAT LOOMS - NO MOTORS FITTED			
WASHER KNOB RATTLES		✓	
HORNS POOR TONE		✓	
WASHER FLUID W/L ON WITH W/W		✓	
PANEL LIGHT N/O IN SPEEDO		✓	
LHF SIDELAMP N/O		✓	
LHR DOOR OPERATES LIGHTS 1ST CATCH		✓	
RHF - " - - " -		✓	
- " - STEP LIGHT N/O		✓	
CHANGE WIPER MOTOR GRAMMET (TORN)		✓	

[Handwritten signature]

Final

CM Diery. @Stallions.
 Chron checked Bedo. 2/11/77

Road Test (Cont.)

Car No.

	Sch.	Act.	Rectified by
Remove Cubby Door Decals - RTW			WR
Re Cubby Door Lock ON CATCH			WR
Fit DASH FACIA			RM
Fit RADIO FACIA			RM
Recit SERVO CARPET			RM
Fit TUNNEL CARPET			RM
Fit F/SEAT MOTORS			N/S Log of S/W
Fit - - TRIM panels			N/S Log of S/W
INTERNAL MIRROR Bottom hinge FOOT LOCK			RM
TRIM Rear Squab Cover ARM Rest PROVIDED in operation & CAP at TOP.			MP
Fit W/H/F Lower TRIM			RM
Fit Stud on undated Fuel LABEL TO DASH			RM
Fit FSS plate SRF 32530 S.W. Base			RM
W/H/F Seat Rack FOULS.			RM
W/ASD TAPE STOWAGE			WR
Excess play P/R Door when SWFT			WR
Seat luggage Bering S.W.P. LENS			WR
W/ASE Bumper Hinges			WR
Check setting of Bumper intrusion Bracket			WR
H/Screens Embellisher Damaged 4/4 Bot corner ✓			

Action Key:- R = rectify / E = exchange / A = adjust / C = concession / P = pass

Final Road Test- Radio & Electrical

Car No. 32530						
RADIO CHECK						
No.	Circuit	Pass-P or Fail-F	Description	Corrective Action Taken	Signature	
1	Line Choke	P				
2	Charging	P				
3	Ignition	P				
4	Petrol Pump	P				
5	Switchbox	P				
6	Wipers	P		(Pulse)		
7	Blowers	P				
8	Washers	P				
9	Horns	P				
10	Flashers	P				
11	E.G.C.	P				
12	A.C.U.	P				
13	E.W.L. & Div	P				
14	Seats	P				
15	Bonding	P				
Electrical Report				Sch	Act	Signed
Both Front Speakers V.P. C. A. G.						<i>(Signature)</i>

Road Test-Body Final Inspection

32530.


C.O.S. 43	Rectified By
<u>Final</u>	
✓ Fix ALL ESC SWITCHES ✓	
✓ GAP CONSOLE TO DASH FACIA ✓	
✓ LHF DOOR GLASS SCRATCHED.	EX NEW
✓ FIX REAR SEAT BELT COVERS.	166
✓ " RH REAR HEAD REST ✓	
✓ RHA DOOR SEAT ADJUST AT c/post WAIST ✓	
✓ RHF DOOR REAR FEET RIDES UP ✓	
✓ RHF DOOR ARMREST CUT. ✓	
Note: All outstanding items must be entered on Page 50 before car is signed off.	
I.I. Issue No.	Inspector PS
Date 12-11-77.	

Heating & A.C.U. Report	Sch	Act	Signature
			P. Ouse

GRILLER CK.

Final Paint Inspection

Car No.	Colour	Location	Inspector	Date
32530 32530	CARDINAL GARNET		AK	17.11.77



Final Inspection Report

Bodywork Report - C.O.S. 44				
Faults	Ac.	Rect.In	Rectified by	Date
Brought forward:-				
Welder's Check OK				
Key warning relay connections OK				
A.C.V. Check 36 OK				
0.5W Main Beam w/ fitted				
Engine Term Clearance OK				
Track-rod clamps OK in RH				
6/5 check OK				
5/5 check 95.90lbft OK				
7.2 Red areas.				
Fit DASH VIBOR & HEATER BOX LABEL				
REFIT CRUISE & STEEL BOWNET. SEAL. LH				
RECRIMP & SECURE MOUNTS TO HANGERS				
SET INTERIOR MIRROR				
RHR Door Seal ADJUST AT BOT				
WHEEL DISCS				
REFIT BELTS TO 2 CUSHION				
RHR DOOR PAD LOOSE AT BOT				
REMOVE TAPE BELOW F SEATS				
REFIT LHF CARPET				
LHF RC ESCH LOOSE				
RH COAT HOOK LOOSE				
IMP FIT FBUMPER				
Private lock L/H/F not functioning fully				
REAR CENTRE HEMLOCK				
RH Comp MIRROR SCREW CONCESSION AT PALLET				
SCREEN EMB POOR FIT. RHTOP CORNER				
RHR HOOKING ROD NOT RETURNING RATTLES				
FIT LHR EEL COVER				
TOUCH UP DASH FOR EMB				
ACW/OC				
Action Key:- P=pass / R=rectify				
Date to Car Bond				
Car Finally Passed Off By				